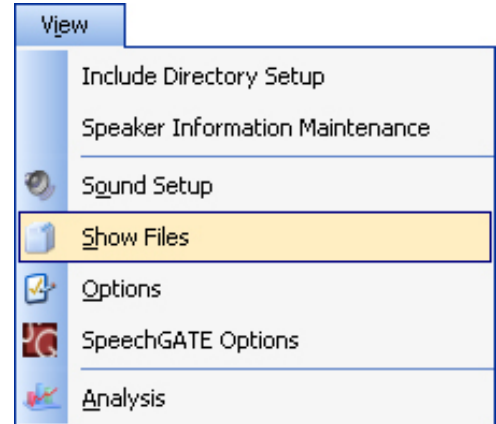


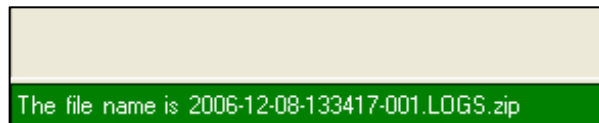
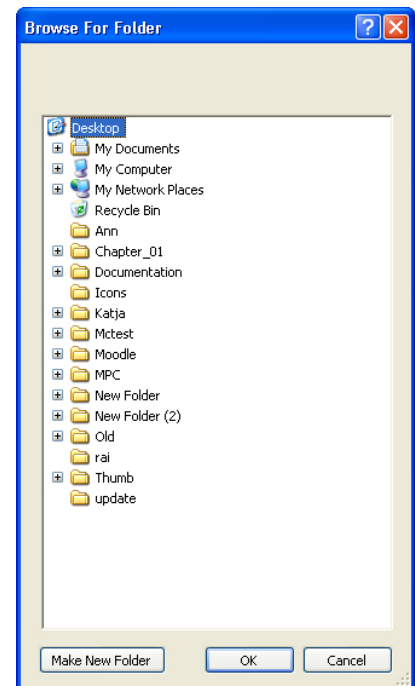
## Gather Logs

The Gather Logs option collects pertinent log files and saves them into a zip file which can be e-mailed to support. To use Gather Logs:

1. Open SpeechCAT 7.0.4 or later
2. Select any job listed
3. Go to: **View** then **Show Files**
4. In the Show Files window click the **Gather Logs** button



5. The Browse for Folder window will open. You can choose to create the file anywhere, but the Desktop is often the easiest.
6. Click **OK**
7. You will be returned to the Show Files window where you should see the file name of the zip file at the bottom left corner of the window



8. Your desktop should now have a new zip file that can be e-mailed to support

